

Scaled data based on original data using  
LM-79-08 Approved Method: Electrical and Photometric Measurements of Solid-  
State Lighting Products

Test Report Prepared for  
Cooper Lighting Solutions  
(formerly Eaton)

Brand: INVUE

Report Number: P140966

Luminaire Tested: **EMM-F03-LED-E1-SL2-7050**

Issue Date: 03/03/2020

**Test Information**

Test Method: LM-79-08  
Report Number: P140966  
REPORT IS SCALED FROM IESNA LM-79-08 TEST DATA (P33690)  
Test Lab: INNOVATION CENTER-P3  
Issue Date: 03/03/2020  
Manufacturer: COOPER LIGHTING SOLUTIONS (FORMERLY EATON)  
Product Line: INVUE  
Catalog Number: EMM-F03-LED-E1-SL2-7050  
Description: EPIC MODERN MEDIUM DECORATIVE LED LUMINAIRE  
(3) LIGHTBARS WITH AccuLED OPTICS - TYPE 2 W/ SPILL LIGHT CONTROL  
Light Source: (21) 5000K CCT, 70 CRI LEDs  
Ballast/Driver: -

**Summary**

Lumens per Lamp: N/A  
Luminaire Lumens: 7313.4 lumens  
Efficiency: N/A  
Efficacy: 93.4 lumens/watt  
Luminous Opening: Rectangular (W 0.5' x L: 1' x H: 0')  
IES Classification: Type II - Short - Non-Cutoff  
BUG Rating: B2 - U0 - G2

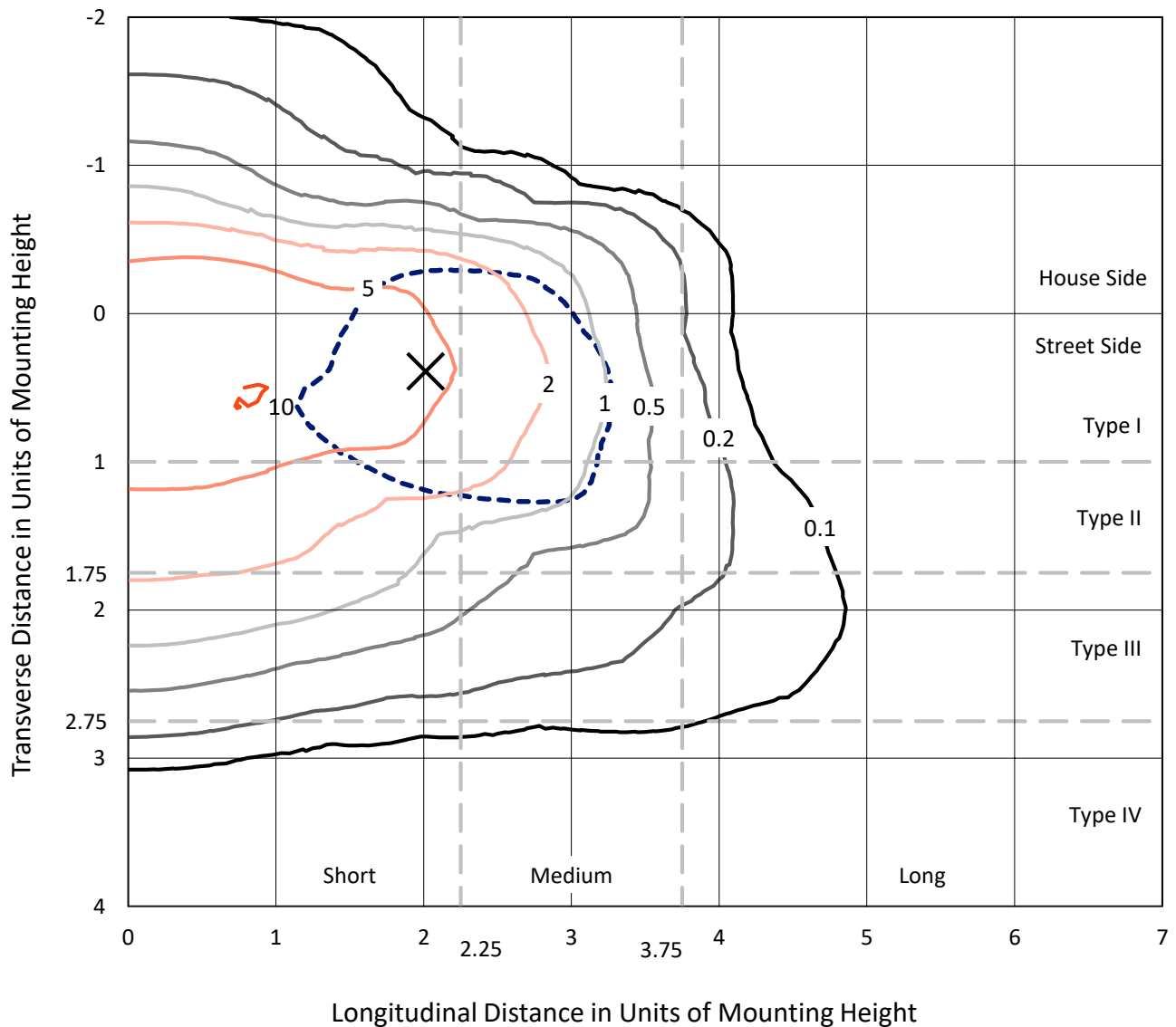
Input Watts (W): 78.3  
Input Voltage (V): NR  
Input Current (Ain): NR  
Voltage Rise (V): NR  
Power Factor: NR  
Total Harmonic Distortion (THDi): NR  
Frequency (hertz): 60  
Stabilization Time: NR  
Operation Time: NR  
Ambient Temperature (°C): NR  
Test Distance: 25 FT



REPORT NUMBER: P140966  
 CATALOG NUMBER: EMM-F03-LED-E1-SL2-7050

### Iso-Footcandle Lines of Horizontal Illumination

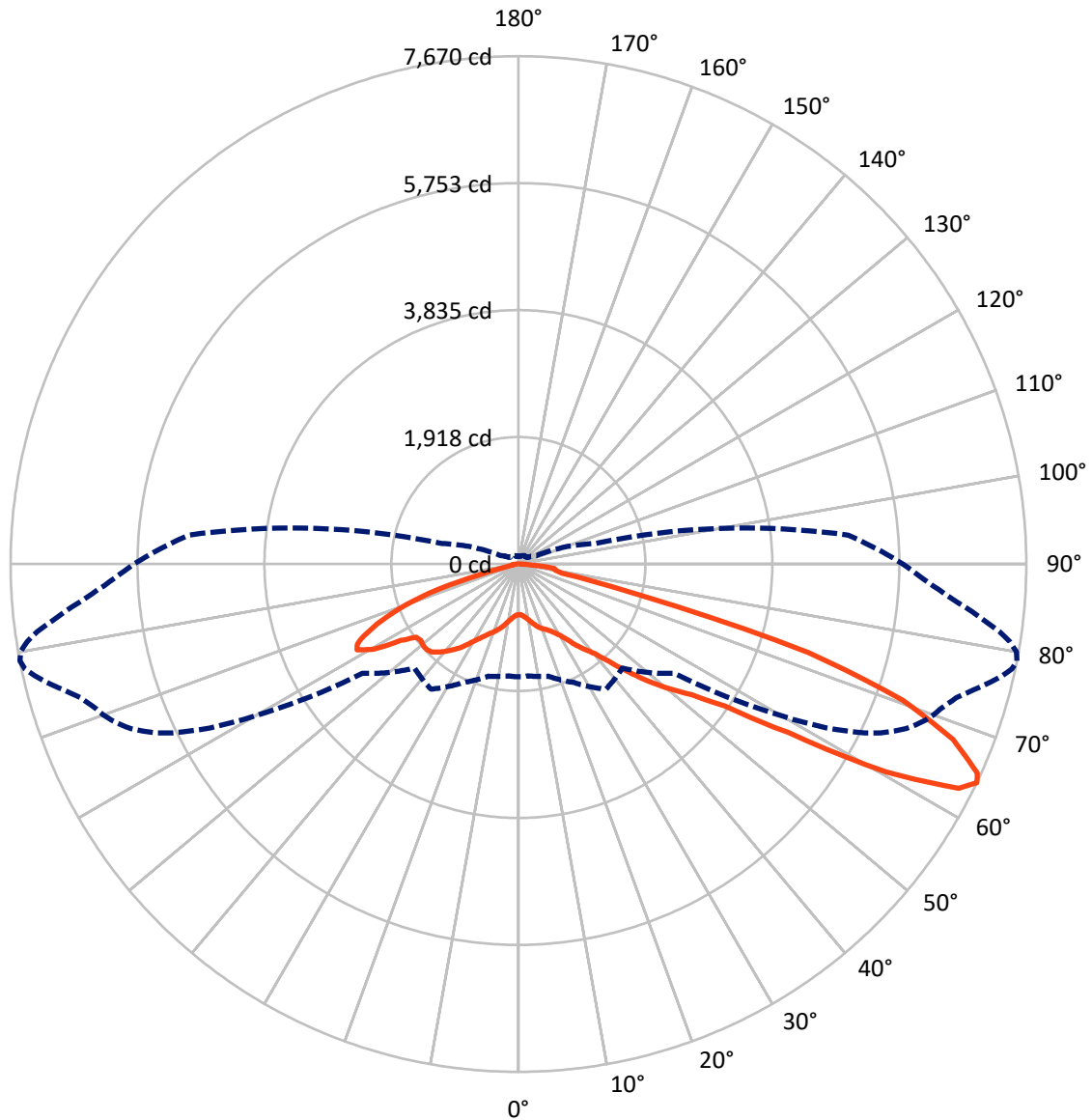
× Max cd  
 - - - 1/2 Max cd



Based on 10 foot mounting height. Maximum calculated value = 10.2 fc  
 Type II - Short - Non-Cutoff

REPORT NUMBER: P140966  
CATALOG NUMBER: EMM-F03-LED-E1-SL2-7050

### Luminous Intensity Polar Plot



— Vertical Plane Through 79-Deg Lateral      - - - Horizontal Cone Through 64-Deg Vertical

REPORT NUMBER: P140966

CATALOG NUMBER: EMM-F03-LED-E1-SL2-7050

**FLUX DISTRIBUTION:**

		Downward	Upward	Total
<b>House Side</b>	Lumens	1743.2	0.0	1743.2
	% Fixture	23.8	0.0	23.8
<b>Street Side</b>	Lumens	5570.1	0.0	5570.1
	% Fixture	76.2	0.0	76.2
<b>Total</b>	Lumens	7313.4	0.0	7313.4
	% Fixture	100.0	0.0	100.0

**Coefficient of Utilization**

**ZONAL LUMENS:**

Zone	Lumens	% Fixture
0°-10°	75.8	1.0
10°-20°	245.7	3.4
20°-30°	421.7	5.8
30°-40°	704.9	9.6
40°-50°	1207.6	16.5
50°-60°	1629.0	22.3
60°-70°	2060.6	28.2
70°-80°	822.2	11.2
80°-90°	145.8	2.0
90°-100°	0.0	0.0
100°-110°	0.0	0.0
110°-120°	0.0	0.0
120°-130°	0.0	0.0
130°-140°	0.0	0.0
140°-150°	0.0	0.0
150°-160°	0.0	0.0
160°-170°	0.0	0.0
170°-180°	0.0	0.0
0°-90°	7313.4	100.0
0°-180°	7313.4	100.0



REPORT NUMBER: P140966

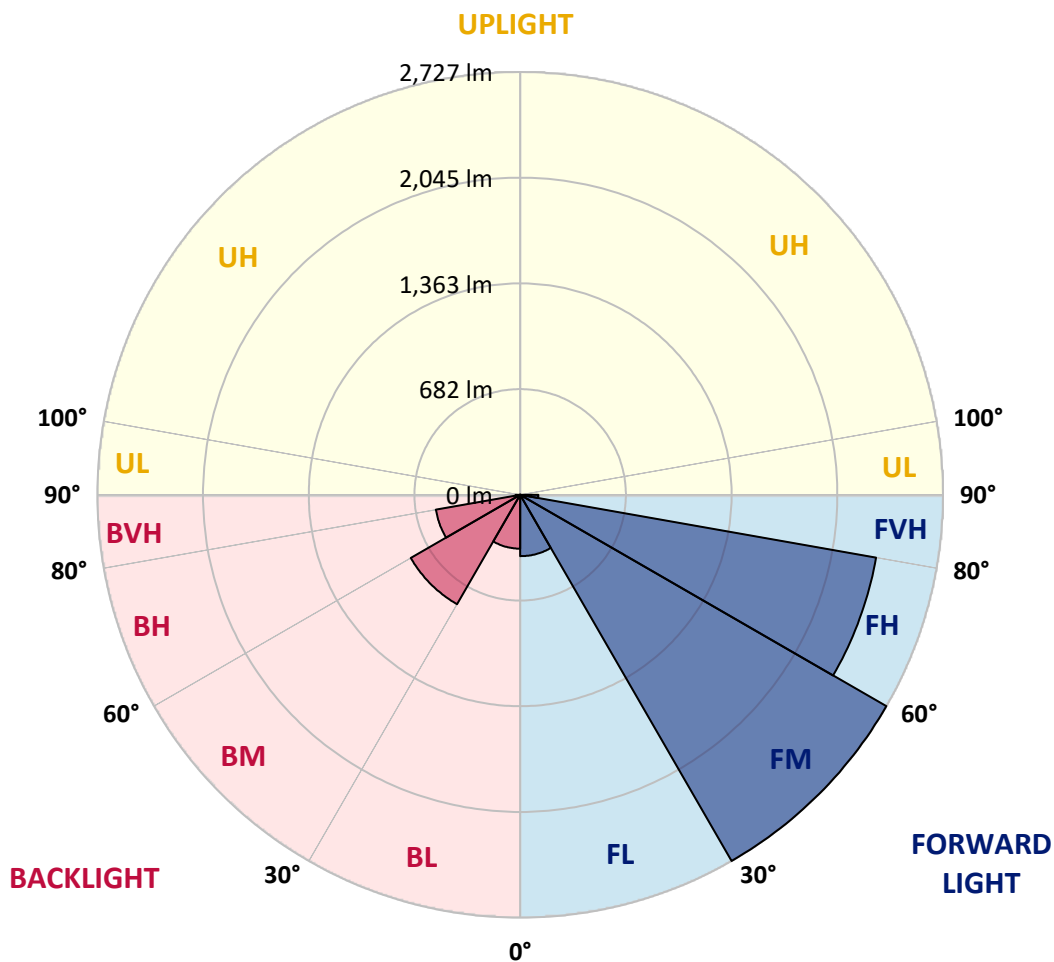
CATALOG NUMBER: EMM-F03-LED-E1-SL2-7050

**LUMINAIRE CLASSIFICATION SYSTEM LUMEN TABLE AND BUG RATING:**

Zone	Lumens	% Fixture	Zone Rating/Lumen Limit		
			B	U	G
FL (0°-30°)	395.8	5.4			
FM (30°-60°)	2726.9	37.3			
FH (60°-80°)	2330.6	31.9			G2/5000
FVH (80°-90°)	116.8	1.6			G2/225
BL (0°-30°)	347.4	4.7	B1/500		
BM (30°-60°)	814.6	11.1	B1/1000		
BH (60°-80°)	552.2	7.6	B2/1000		G2/1000
BVH (80°-90°)	29.0	0.4			G1/100
UL (90°-100°)	0.0	0.0		U0/0	
UH (100°-180°)	0.0	0.0		U0/0	

**BUG Rating: B2-U0-G2**

Type II Short





REPORT NUMBER: P140966

CATALOG NUMBER: EMM-F03-LED-E1-SL2-7050

**CANDELA DISTRIBUTION (FULL):**

	0°	5°	15°	25°	35°	45°	55°	60°	61°	62°	64°
0°	764.9	764.9	764.9	764.9	764.9	764.9	764.9	764.9	764.9	764.9	764.9
2.5°	761.5	762.4	761.5	764.1	765.8	768.3	768.3	768.3	768.3	768.3	768.3
5°	760.7	761.5	760.7	764.9	769.1	774.2	779.3	781.0	781.0	781.9	782.7
7.5°	768.3	769.1	768.3	773.4	779.3	787.8	797.1	802.2	803.0	803.9	805.6
10°	792.0	790.3	786.9	792.0	797.9	810.7	821.7	830.1	832.7	833.5	836.9
12.5°	823.4	822.5	816.6	814.0	817.4	831.8	852.2	864.0	866.6	867.4	870.8
15°	847.1	844.5	839.5	836.1	842.0	857.2	884.3	899.6	904.7	905.5	911.5
17.5°	862.3	860.6	852.2	849.6	858.9	882.7	916.5	935.2	938.6	941.1	947.9
20°	887.7	882.7	869.9	858.9	866.6	903.0	942.8	962.3	967.4	969.9	975.8
22.5°	921.6	917.4	902.1	874.2	874.2	914.8	966.5	988.5	992.8	997.9	1004.6
25°	980.1	976.7	947.0	899.6	887.7	926.7	988.5	1018.2	1022.4	1028.3	1038.5
27.5°	1040.2	1036.0	1002.9	939.4	911.5	948.7	1020.7	1056.3	1062.2	1069.0	1080.9
30°	1117.3	1109.7	1076.6	1002.9	958.0	984.3	1071.6	1116.4	1123.2	1131.7	1147.8
32.5°	1290.1	1293.5	1233.3	1155.4	1076.6	1065.6	1150.3	1205.4	1215.6	1226.6	1248.6
35°	1571.3	1557.8	1535.7	1456.1	1368.9	1282.5	1303.6	1362.9	1374.0	1377.3	1386.7
37.5°	1750.9	1758.5	1776.3	1776.3	1711.1	1674.7	1614.5	1585.7	1588.3	1591.7	1584.0
40°	1850.9	1867.0	1927.9	2010.1	2069.4	2102.4	2092.3	1957.6	1941.5	1920.3	1852.6
42.5°	1922.9	1939.0	2043.1	2200.7	2348.1	2465.0	2529.4	2423.5	2411.6	2360.8	2279.5
45°	1966.9	1979.6	2105.0	2328.6	2551.4	2750.5	2926.6	2889.4	2886.0	2842.8	2736.1
47.5°	1958.4	1969.5	2099.9	2369.3	2661.5	2931.7	3204.5	3272.3	3275.6	3264.6	3199.4
50°	1833.1	1859.3	1988.9	2279.5	2600.5	3002.0	3384.1	3561.1	3566.2	3576.4	3550.9
52.5°	1721.3	1741.6	1857.6	2117.7	2426.0	2932.6	3491.6	3772.9	3816.1	3840.6	3888.1
55°	1675.5	1687.4	1776.3	1997.4	2282.0	2747.1	3528.1	3926.2	4003.3	4049.9	4158.3
57.5°	1667.0	1676.4	1745.0	1913.5	2186.3	2555.6	3516.2	4132.0	4254.0	4342.1	4552.2
60°	1723.8	1732.3	1780.6	1922.0	2120.2	2415.9	3407.8	4403.1	4574.2	4811.4	5150.2
62.5°	1766.2	1770.4	1829.7	2027.9	2193.1	2279.5	3131.6	4592.8	4896.9	5198.5	5702.5
64°	1704.3	1695.8	1754.3	1972.8	2305.7	2221.0	2875.8	4583.5	4940.1	5274.7	5820.3
65°	1613.7	1619.6	1672.1	1865.3	2286.3	2218.5	2708.1	4481.9	4852.0	5207.0	5765.2
67.5°	1253.7	1276.5	1290.9	1468.0	1872.9	2290.5	2267.6	3834.7	4206.6	4545.4	5205.3
70°	674.3	671.7	703.9	843.7	1302.8	1944.0	1945.7	2703.0	3114.7	3535.7	4192.2
72.5°	248.2	260.9	286.3	385.4	676.8	1402.8	1783.1	1874.6	2058.4	2393.0	3096.9
75°	142.3	144.0	149.1	181.3	326.1	774.2	1656.9	1658.6	1672.1	1727.2	2110.1
77.5°	111.0	107.6	110.1	117.7	177.9	407.4	1329.1	1575.6	1573.9	1565.4	1621.3
80°	83.0	86.4	91.5	91.5	110.1	218.5	755.6	1401.9	1449.3	1484.9	1505.3
82.5°	66.9	69.5	82.2	82.2	80.5	123.7	356.6	1038.5	1187.6	1284.2	1434.1
85°	43.2	45.7	69.5	68.6	65.2	72.8	186.4	348.1	375.3	457.4	650.6
87.5°	11.9	14.4	32.2	28.0	33.9	27.1	69.5	105.9	130.4	147.4	185.5
90°	0.0	0.0	0.0	0.0	0.0	0.0	0.0	0.0	0.0	0.0	0.0



REPORT NUMBER: P140966

CATALOG NUMBER: EMM-F03-LED-E1-SL2-7050

**CANDELA DISTRIBUTION (continued):**

	65°	66°	67°	68°	69°	70°	71°	72°	73°	74°	75°
0°	764.9	764.9	764.9	764.9	764.9	764.9	764.9	764.9	764.9	764.9	764.9
2.5°	768.3	768.3	768.3	769.1	769.1	769.1	769.1	769.1	770.0	768.3	768.3
5°	783.5	782.7	783.5	783.5	786.1	785.2	786.1	786.1	785.2	786.9	786.9
7.5°	808.1	806.4	808.1	809.0	809.8	813.2	813.2	814.9	815.7	816.6	814.9
10°	837.8	840.3	841.1	841.1	845.4	847.1	847.1	849.6	852.2	853.9	853.0
12.5°	874.2	875.9	876.7	881.8	882.7	885.2	889.4	892.0	892.0	896.2	898.7
15°	914.8	916.5	921.6	923.3	926.7	930.9	933.5	936.0	936.0	943.6	946.2
17.5°	949.6	953.0	956.3	958.9	964.8	969.1	973.3	975.8	980.1	983.5	989.4
20°	979.2	983.5	987.7	992.8	997.0	1001.2	1006.3	1009.7	1014.8	1019.9	1025.8
22.5°	1008.0	1013.1	1018.2	1022.4	1028.3	1032.6	1036.8	1042.8	1046.1	1051.2	1058.0
25°	1039.4	1047.8	1052.9	1058.8	1064.8	1070.7	1075.8	1080.9	1086.0	1092.7	1099.5
27.5°	1089.3	1093.6	1100.4	1103.7	1113.9	1120.7	1127.5	1128.3	1135.1	1147.8	1149.5
30°	1154.6	1162.2	1166.4	1178.3	1180.0	1182.5	1193.5	1201.2	1209.6	1219.8	1224.0
32.5°	1252.8	1259.6	1265.5	1268.9	1278.2	1293.5	1295.2	1302.0	1316.4	1318.9	1334.1
35°	1396.8	1398.5	1407.8	1412.9	1424.8	1433.3	1437.5	1443.4	1451.0	1468.8	1473.1
37.5°	1569.6	1584.0	1572.2	1560.3	1581.5	1578.9	1584.0	1577.3	1597.6	1598.4	1606.1
40°	1838.2	1832.2	1806.8	1779.7	1767.0	1759.4	1744.1	1740.7	1751.8	1746.7	1749.2
42.5°	2233.7	2177.8	2134.6	2102.4	2062.6	2019.4	1994.9	1957.6	1957.6	1946.6	1956.7
45°	2698.8	2636.1	2555.6	2479.4	2430.3	2373.5	2315.1	2276.1	2236.3	2206.6	2232.9
47.5°	3157.1	3114.7	3024.9	2954.6	2856.3	2771.6	2679.3	2598.8	2551.4	2516.7	2521.7
50°	3555.2	3516.2	3469.6	3374.7	3300.2	3213.8	3116.4	3010.5	2908.0	2866.5	2830.9
52.5°	3890.6	3877.1	3837.3	3793.2	3732.2	3639.9	3578.0	3477.2	3356.1	3268.9	3231.6
55°	4187.1	4210.8	4232.0	4222.7	4200.6	4188.8	4112.6	4043.9	3961.8	3936.4	3859.3
57.5°	4653.8	4722.4	4803.8	4848.7	4892.7	4993.5	5018.1	4991.8	5002.0	4995.2	4954.5
60°	5314.6	5480.6	5622.9	5736.4	5857.5	5975.3	6114.2	6205.7	6243.8	6391.2	6388.6
62.5°	5881.2	6102.3	6284.5	6420.8	6562.3	6669.0	6758.8	6850.3	6962.1	7068.8	7203.5
64°	6035.4	6209.1	6357.3	6479.3	6580.9	6668.2	6736.8	6820.7	6913.0	7051.1	7200.1
65°	5955.8	6151.5	6259.0	6369.2	6460.6	6528.4	6598.7	6675.0	6791.9	6901.1	7060.4
67.5°	5414.5	5562.7	5718.6	5821.1	5909.2	5949.0	6015.1	6078.6	6143.8	6254.0	6453.0
70°	4565.7	4731.8	4956.2	5052.8	5144.3	5158.7	5220.5	5268.0	5311.2	5457.7	5556.0
72.5°	3425.6	3747.5	3967.7	4137.1	4155.8	4227.8	4253.2	4272.6	4321.8	4348.9	4378.5
75°	2360.8	2650.5	2837.7	2902.1	2980.9	2942.7	2898.7	2743.7	2744.5	2613.2	2464.1
77.5°	1661.1	1706.0	1707.7	1708.6	1604.4	1543.4	1473.9	1385.0	1350.2	1280.8	1185.9
80°	1506.1	1501.0	1469.7	1431.6	1374.8	1293.5	1209.6	1151.2	1105.4	1053.8	986.0
82.5°	1453.6	1465.4	1442.6	1410.4	1377.3	1296.9	1200.3	1108.8	1033.4	951.3	868.3
85°	708.2	728.5	794.6	837.8	847.9	797.9	729.3	646.3	566.7	476.9	435.4
87.5°	212.6	227.9	232.9	247.3	265.1	241.4	212.6	190.6	153.3	133.0	104.2
90°	0.0	0.0	0.0	0.0	0.0	0.0	0.0	0.0	0.0	0.0	0.0





REPORT NUMBER: P140966

CATALOG NUMBER: EMM-F03-LED-E1-SL2-7050

**CANDELA DISTRIBUTION (continued):**

	76°	77°	78°	79°	80°	81°	82°	83°	84°	85°	86°
0°	764.9	764.9	764.9	764.9	764.9	764.9	764.9	764.9	764.9	764.9	764.9
2.5°	768.3	769.1	769.1	768.3	769.1	769.1	770.0	769.1	769.1	769.1	768.3
5°	785.2	788.6	787.8	787.8	789.5	789.5	788.6	790.3	789.5	789.5	788.6
7.5°	817.4	817.4	820.0	820.8	819.1	819.1	820.8	821.7	823.4	824.2	824.2
10°	854.7	858.9	858.9	859.8	860.6	863.2	864.0	864.0	865.7	865.7	867.4
12.5°	900.4	902.1	903.8	908.1	908.9	908.9	913.1	912.3	912.3	916.5	917.4
15°	949.6	952.1	956.3	958.0	959.7	964.0	966.5	969.1	968.2	974.1	975.8
17.5°	992.8	995.3	1000.4	1004.6	1007.2	1009.7	1011.4	1014.8	1019.9	1024.1	1025.0
20°	1027.5	1030.9	1036.8	1041.9	1046.1	1048.7	1055.5	1058.8	1060.5	1063.9	1068.2
22.5°	1061.4	1067.3	1073.2	1074.9	1084.3	1086.8	1091.9	1097.0	1100.4	1108.0	1110.5
25°	1103.7	1108.8	1116.4	1121.5	1127.5	1132.5	1137.6	1141.9	1149.5	1156.3	1159.6
27.5°	1159.6	1163.9	1169.8	1179.1	1184.2	1187.6	1196.9	1205.4	1208.8	1215.6	1221.5
30°	1233.3	1237.6	1246.0	1255.4	1259.6	1270.6	1277.4	1283.3	1290.1	1299.4	1307.9
32.5°	1340.9	1346.0	1353.6	1365.5	1365.5	1373.1	1387.5	1400.2	1405.3	1416.3	1422.2
35°	1482.4	1483.2	1491.7	1509.5	1514.6	1512.9	1526.4	1538.3	1541.7	1558.6	1569.6
37.5°	1619.6	1622.1	1632.3	1639.1	1648.4	1655.2	1664.5	1682.3	1682.3	1706.9	1717.0
40°	1761.9	1774.6	1776.3	1778.0	1793.3	1820.4	1829.7	1847.5	1863.6	1887.3	1898.3
42.5°	1968.6	1982.2	1998.3	2016.9	2039.8	2055.0	2072.8	2098.2	2105.0	2134.6	2142.3
45°	2251.5	2267.6	2310.8	2315.1	2355.7	2376.0	2405.7	2439.6	2448.0	2467.5	2457.4
47.5°	2533.6	2552.2	2599.7	2648.8	2686.1	2721.7	2730.1	2744.5	2757.2	2745.4	2748.8
50°	2846.2	2873.3	2918.2	2961.4	2989.3	3030.0	3030.0	3033.4	3021.5	3002.0	2970.7
52.5°	3212.1	3216.3	3245.1	3279.0	3304.4	3312.9	3312.9	3293.4	3264.6	3233.3	3172.3
55°	3822.9	3776.3	3784.7	3784.7	3766.1	3750.9	3739.0	3691.6	3634.8	3578.0	3522.1
57.5°	4923.2	4967.3	4836.0	4800.4	4802.1	4686.0	4638.6	4557.3	4496.3	4394.6	4309.1
60°	6492.8	6462.3	6419.1	6378.5	6381.9	6228.5	6121.0	5999.8	5894.0	5670.3	5575.5
62.5°	7323.8	7432.2	7494.1	7462.7	7390.7	7295.0	7118.8	6935.0	6748.7	6558.9	6388.6
64°	7354.3	7497.5	7619.4	7670.3	7636.4	7515.3	7335.7	7107.0	6885.0	6661.4	6455.6
65°	7206.9	7388.2	7545.7	7616.9	7618.6	7511.9	7332.3	7101.9	6864.7	6605.5	6391.2
67.5°	6595.3	6803.7	6958.7	7078.2	7180.7	7126.4	7001.9	6757.1	6532.6	6238.7	6004.1
70°	5677.9	5806.7	5981.2	6155.7	6237.9	6250.6	6204.0	6080.3	5817.7	5578.8	5276.4
72.5°	4376.0	4575.9	4473.4	4581.0	4649.6	4582.7	4591.1	4380.2	4295.5	4085.4	3872.8
75°	2317.6	2324.4	2280.3	1960.1	1920.3	1773.8	1936.4	1645.9	1546.8	1455.3	1337.5
77.5°	1074.9	936.0	806.4	673.4	550.6	482.0	376.1	331.2	298.2	262.6	270.2
80°	898.7	792.0	678.5	562.5	472.7	382.0	306.6	238.0	190.6	160.1	145.7
82.5°	795.4	701.4	622.6	551.4	487.1	398.1	327.0	252.4	194.0	146.5	113.5
85°	359.2	281.2	255.8	201.6	171.1	145.7	116.0	95.7	78.8	66.9	52.5
87.5°	83.9	57.6	49.1	46.6	40.7	38.1	32.2	33.9	28.0	22.0	22.9
90°	0.0	0.0	0.0	0.0	0.0	0.0	0.0	0.0	0.0	0.0	0.0



REPORT NUMBER: P140966

CATALOG NUMBER: EMM-F03-LED-E1-SL2-7050

**CANDELA DISTRIBUTION (continued):**

	87°	88°	89°	90°	95°	105°	115°	125°	135°	145°	155°
0°	764.9	764.9	764.9	764.9	764.9	764.9	764.9	764.9	764.9	764.9	764.9
2.5°	768.3	768.3	769.1	769.1	770.0	771.7	774.2	771.7	771.7	771.7	772.5
5°	790.3	791.2	790.3	790.3	792.0	794.6	795.4	790.3	787.8	785.2	781.9
7.5°	822.5	825.9	825.1	825.1	826.7	826.7	825.1	817.4	809.8	797.9	787.8
10°	867.4	869.1	869.1	869.1	871.6	873.3	865.7	848.8	828.4	807.3	788.6
12.5°	920.8	919.9	922.5	925.0	923.3	923.3	908.9	882.7	849.6	814.9	782.7
15°	976.7	977.5	977.5	981.8	982.6	979.2	956.3	915.7	864.9	812.3	760.7
17.5°	1029.2	1030.9	1031.7	1035.1	1039.4	1030.0	997.0	941.9	867.4	788.6	719.2
20°	1073.2	1075.8	1078.3	1080.9	1085.1	1078.3	1034.3	954.7	853.9	750.5	670.9
22.5°	1113.1	1117.3	1119.0	1123.2	1130.0	1121.5	1068.2	954.7	823.4	709.0	616.7
25°	1161.3	1166.4	1174.9	1176.6	1188.4	1179.1	1095.3	947.9	788.6	656.5	558.2
27.5°	1224.9	1230.0	1237.6	1241.8	1256.2	1243.5	1115.6	930.1	745.4	599.7	501.5
30°	1308.7	1313.8	1323.1	1327.4	1353.6	1311.3	1129.2	903.0	695.4	533.7	436.2
32.5°	1425.6	1439.2	1438.3	1449.3	1473.1	1386.7	1135.1	864.9	632.8	466.7	375.3
35°	1578.9	1588.3	1596.7	1612.0	1623.0	1467.1	1130.8	814.9	554.8	397.3	321.9
37.5°	1726.3	1742.4	1748.4	1758.5	1756.0	1521.3	1113.9	737.0	470.1	335.4	285.5
40°	1910.2	1919.5	1938.1	1947.4	1902.5	1573.0	1074.1	632.8	385.4	294.8	261.7
42.5°	2155.0	2166.8	2157.5	2155.0	2068.6	1601.8	997.9	528.6	322.7	265.1	242.3
45°	2452.3	2457.4	2429.4	2410.8	2260.0	1599.3	886.9	430.3	279.5	243.1	225.3
47.5°	2720.8	2710.6	2674.2	2646.3	2426.0	1540.0	748.0	354.9	256.7	225.3	211.8
50°	2942.7	2897.8	2858.9	2823.3	2559.0	1449.3	615.0	299.0	234.6	210.9	198.2
52.5°	3143.5	3082.5	3036.8	2976.6	2680.1	1329.9	509.1	260.9	212.6	196.5	183.8
55°	3440.8	3369.7	3311.2	3251.9	2894.5	1236.7	440.5	232.1	190.6	181.3	169.4
57.5°	4293.8	4103.2	4051.6	3998.2	3468.8	1216.4	400.7	209.2	173.7	166.9	159.3
60°	5460.2	5336.6	5253.6	5123.1	4422.6	1281.6	371.0	192.3	161.8	157.6	150.8
62.5°	6220.9	6071.8	5934.6	5801.6	4982.5	1279.9	334.6	181.3	155.0	154.2	144.0
64°	6269.2	6102.3	5949.0	5805.9	5000.3	1196.1	301.6	173.7	155.0	155.0	139.8
65°	6189.6	6021.9	5863.5	5714.4	4898.6	1131.7	279.5	170.3	157.6	156.7	137.2
67.5°	5783.8	5615.3	5437.4	5277.3	4468.3	886.9	221.1	164.3	171.1	165.2	134.7
70°	5066.4	4874.9	4741.1	4625.9	3835.6	619.2	175.3	167.7	187.2	175.3	141.5
72.5°	3672.1	3516.2	3514.5	3384.1	2903.8	393.0	141.5	166.9	186.4	173.7	146.5
75°	1426.5	1223.2	1216.4	1262.1	1235.0	212.6	122.0	147.4	152.5	144.8	129.6
77.5°	244.0	239.7	237.2	249.9	275.3	117.7	111.8	125.4	113.5	102.5	107.6
80°	135.5	129.6	127.9	127.9	120.3	96.6	99.1	100.0	82.2	76.2	88.9
82.5°	94.0	87.2	83.9	81.3	78.8	86.4	88.1	78.8	59.3	58.4	83.0
85°	45.7	43.2	42.4	42.4	48.3	81.3	72.8	61.0	39.8	39.8	89.8
87.5°	19.5	19.5	16.9	16.9	26.3	51.7	33.0	25.4	16.1	18.6	36.4
90°	0.0	0.0	0.0	0.0	0.0	0.0	0.0	0.0	0.0	0.0	0.0



REPORT NUMBER: P140966  
 CATALOG NUMBER: EMM-F03-LED-E1-SL2-7050

**CANDELA DISTRIBUTION (continued):**

	165°	175°	180°
0°	764.9	764.9	764.9
2.5°	771.7	773.4	772.5
5°	777.6	777.6	775.9
7.5°	776.8	773.4	771.7
10°	771.7	762.4	761.5
12.5°	758.1	742.9	738.6
15°	719.2	698.8	693.8
17.5°	670.0	646.3	639.5
20°	614.1	587.0	577.7
22.5°	559.9	528.6	519.3
25°	500.6	469.3	464.2
27.5°	435.4	405.7	398.1
30°	375.3	349.8	343.9
32.5°	321.0	303.3	303.3
35°	285.5	270.2	270.2
37.5°	257.5	250.7	249.9
40°	238.9	232.9	232.1
42.5°	224.5	217.7	216.9
45°	209.2	202.5	202.5
47.5°	194.8	187.2	188.1
50°	180.4	174.5	174.5
52.5°	168.6	162.6	161.8
55°	157.6	151.6	150.8
57.5°	147.4	140.6	139.8
60°	137.2	130.4	128.8
62.5°	128.8	121.1	119.4
64°	123.7	116.0	114.4
65°	121.1	112.7	111.8
67.5°	118.6	107.6	106.7
70°	127.9	105.9	101.6
72.5°	128.8	103.3	98.3
75°	122.0	98.3	94.0
77.5°	107.6	89.8	84.7
80°	103.3	70.3	61.8
82.5°	94.9	57.6	48.3
85°	77.9	37.3	34.7
87.5°	44.9	24.6	17.8
90°	0.0	0.0	0.0

(END OF REPORT)